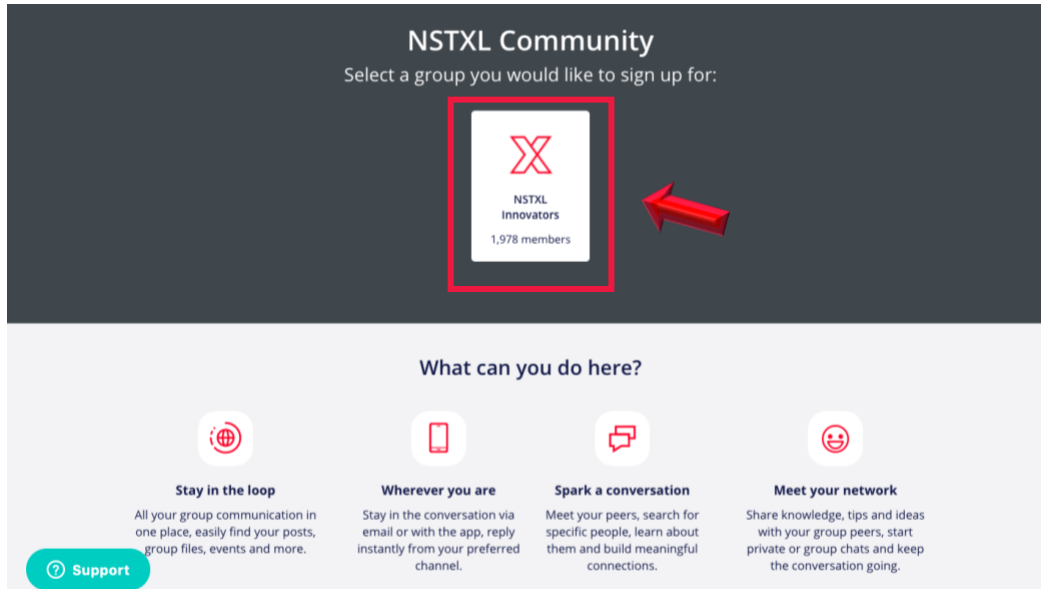


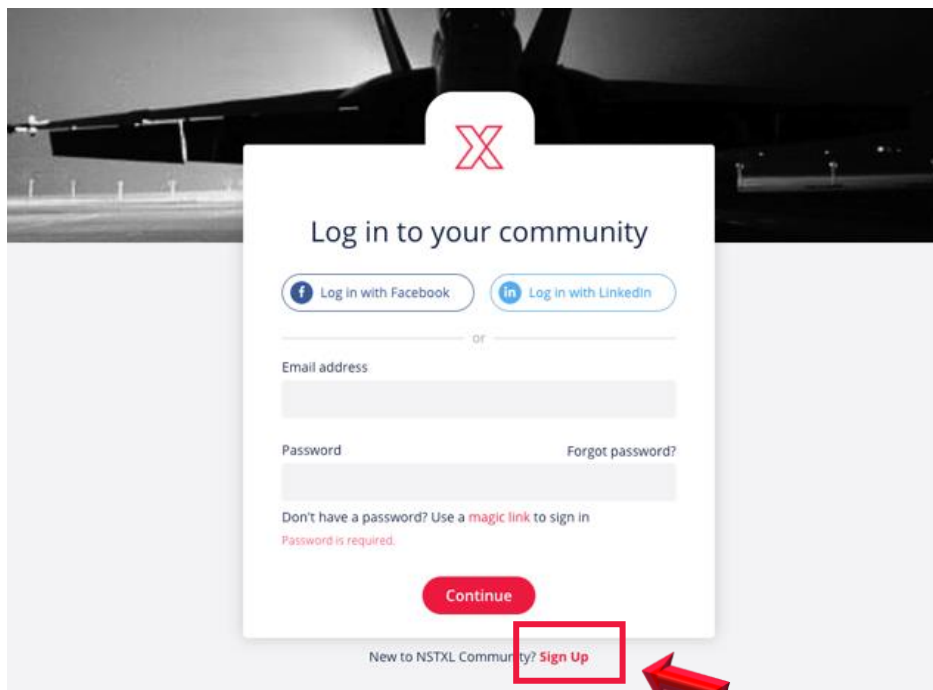
NSTXL COMMUNITY HOW TO REGISTER

Steps

1. Visit <http://www.community.nstxl.org> and select the **NSTXL Innovators** group.




2. Click **"Sign Up"** at the bottom of the screen.



3. Complete the registration form and fill in all of the required fields.

WELCOME

 NSTXL Innovators
Fill out your profile to start engaging with other NSTXL members!

First Name *

Last Name *

Company Name *


Organization Type *

Company Size (annual revenue)

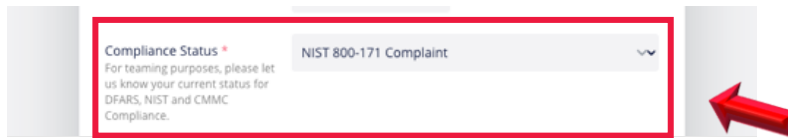
4. Check off all of your **technology areas**

Technology Areas *

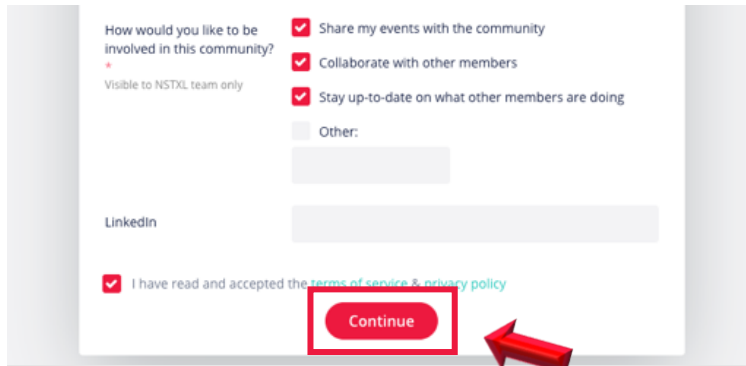
- Artificial Intelligence
- Cross-Domain Simulation
- Cyber Training
- Experimental Validation
- Gaming Technologies
- Instrumentation and Test
- Live Fire Training
- Medical Simulation and Training
- Modeling
- Readiness
- Simulation
- Soldier Immersion
- Synthetic Training
- Other:



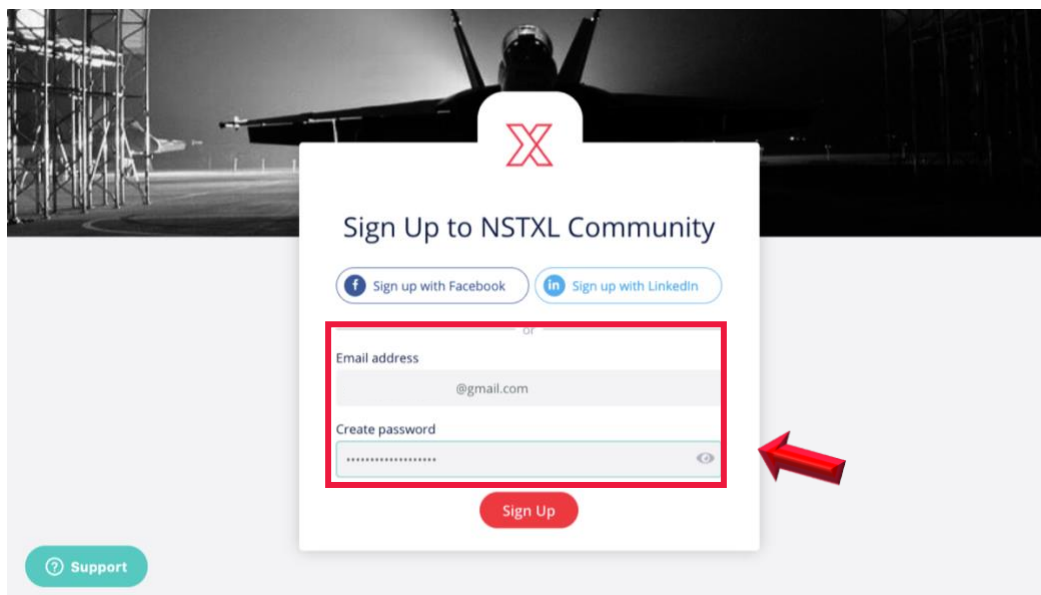
5. Select your **Compliance Status** from the drop-down menu for teaming purposes.



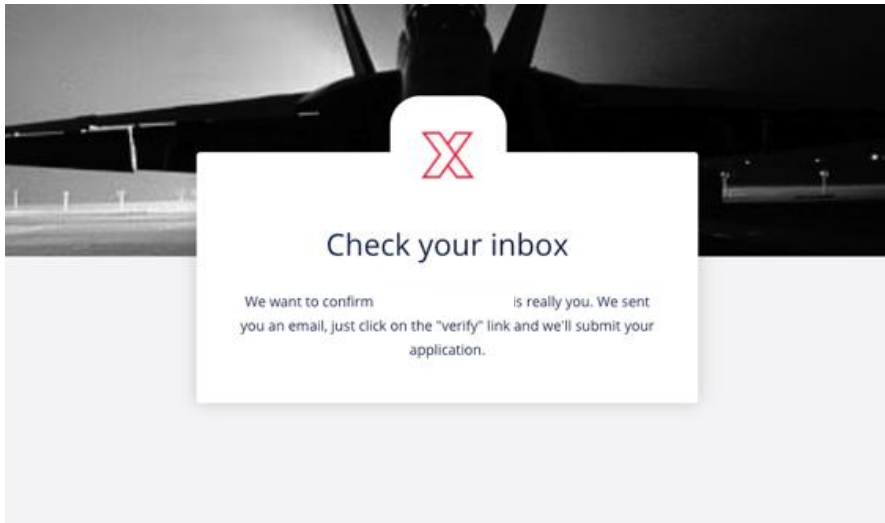
6. Once the form is complete, click **"Continue."**



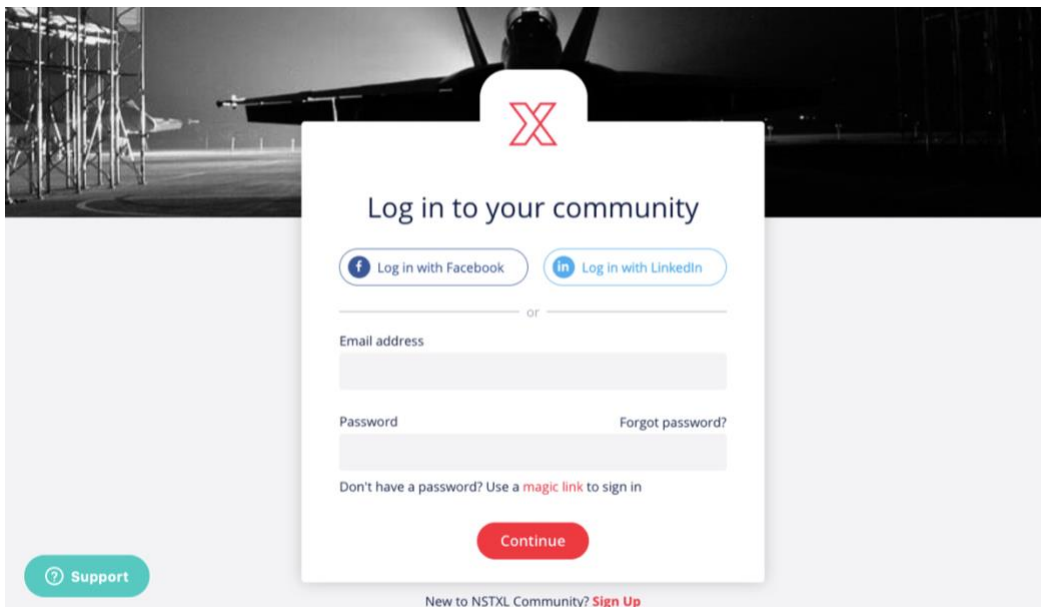
7. Create your password and click **"Sign Up."**




8. Check your email to verify your application. An NSTXL Team Member will approve your request to join NSTXL Community.



9. You will receive another email notification once NSTXL has approved your application. Once you get that email, visit NSTXL Community, and enter your email address and password to log in!



10. Now that you're in, explore, connect, and network!



Need some more information on how to use NSTXL Community? Check out our other helpful How to Guides:

- How to Create a Post
- How to Comment on a Post
- How to Find Teaming Partners
- How to Send a Private Message
- How to Find a Teaming Board
- How to Join a Teaming Board
- How to Update Your Community Profile